



**DURHAM**  
Children's Aid Society

Children's Aid Society  
DURHAM

**Building Bridges for the Success of  
our Children and Youth**

**November 21, 2015**





## Vision

*Building hope and  
opportunities with  
children, youth and families*

# Our Mission

***Working with families and the community  
to keep children and youth safe from  
harm and create stability and  
permanence in their lives***



# Legal Mandate

Under the *Child & Family Services Act (Ontario)*

The functions of a children's aid society are to:

- investigate allegations or evidence that children who are under the age of sixteen years or are in the Society's care or under its supervision may be in need of protection;
- protect, where necessary, children who are under the age of sixteen years or are in the Society's care or under its supervision;
- provide guidance, counselling and other services to families for protecting children or for the prevention of circumstances requiring the protection of children;



# Legal Mandate (cont'd)

- provide care for children assigned or committed to its care under this Act;
- supervise children assigned to its supervision under this Act;
- place children for adoption under Part VII; and
- perform any other duties given to it by this or any other Act.

# What we know

- ❖ The outcomes for children who reside in family-based care (education, overall physical and emotional health, developing and sustaining relationships with positive role models, etc.) are universally better than those for children who reside in institutional care.
- ❖ Historically, once a child came into care, there was a strong likelihood he/she will grow up in care - no longer the case!
- ❖ Once a child remains in care for more than 60 days, the likelihood that he/she will remain in care significantly increases.

# What we know

- ✿ Children are better off when they are supported in their own homes, and in their own communities, whenever possible.
- ✿ Children are better off when there is support for caregivers to care for their own children (building on existing strengths, protective capacities).
- ✿ Over 90% of the children we work with are in their own families

# What we know

- ❖ When the child cannot remain in his/her home, extended family is always the preferred option.
- ❖ Efforts to repatriate children-in-care and their families continue after admission.
- ❖ Finding permanent homes for children who remain in care is a priority (adoption, guardianship, kinship care)



# Durham CAS Service Strategies

- ✧ Admission Prevention
- ✧ Family Based Care
- ✧ Permanency for children
- ✧ Anti-Oppressive Practices (AOP)

# DCAS Family-Based Care and Admission Prevention Programs and Services

- 👤 Family Support Team
- 👤 Kinship Services Team
- 👤 Family Group Conferencing
- 👤 New Family Connections
- 👤 High Risk Infant Nurses
- 👤 Pre-natal Support Program
- 👤 Indigenous Services Team
- 👤 Complex Special Needs Program
- 👤 Clinically Managed Access Program
- 👤 In-Home Support for Foster, Kin and Adoptive parents
- 👤 Volunteer Services and Foundation

# Permanency

- ✿ Connection Facilitators program
- ✿ Preparation for Independence Program
- ✿ Financial Literacy training
- ✿ Educational Consultants to help achieve educational success
- ✿ Youth in Transition Support with community service partners

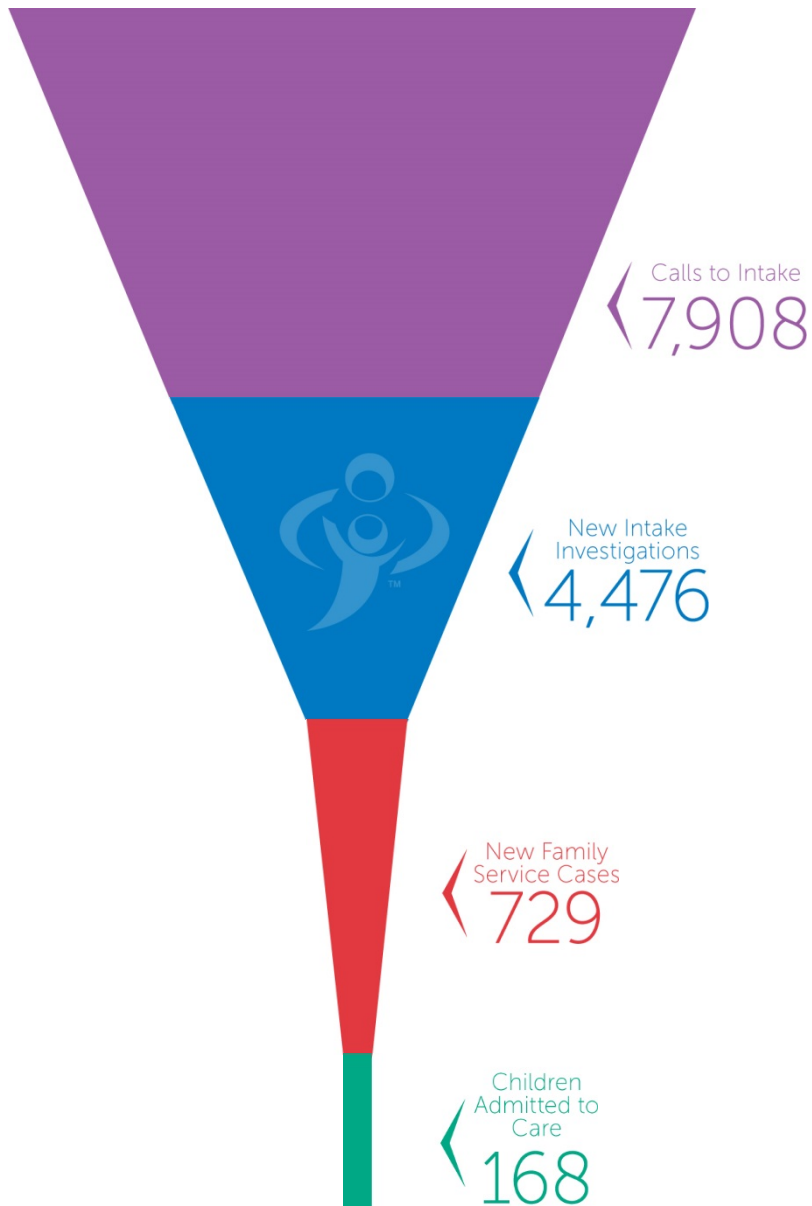
# Collective Hands

(AOP subcommittee)

- ✿ Primary purpose is to educate our staff on needs and concerns of Black children and their families
- ✿ Focused on furthering children and youth understanding of their history, culture and spirituality
- ✿ Facilitate a youth support group for children and youth in-care
- ✿ Provide hair and skin care sessions for caregivers and children and youth in care
- ✿ Act as a resource within the agency on issues that may affect Black children and youth in care

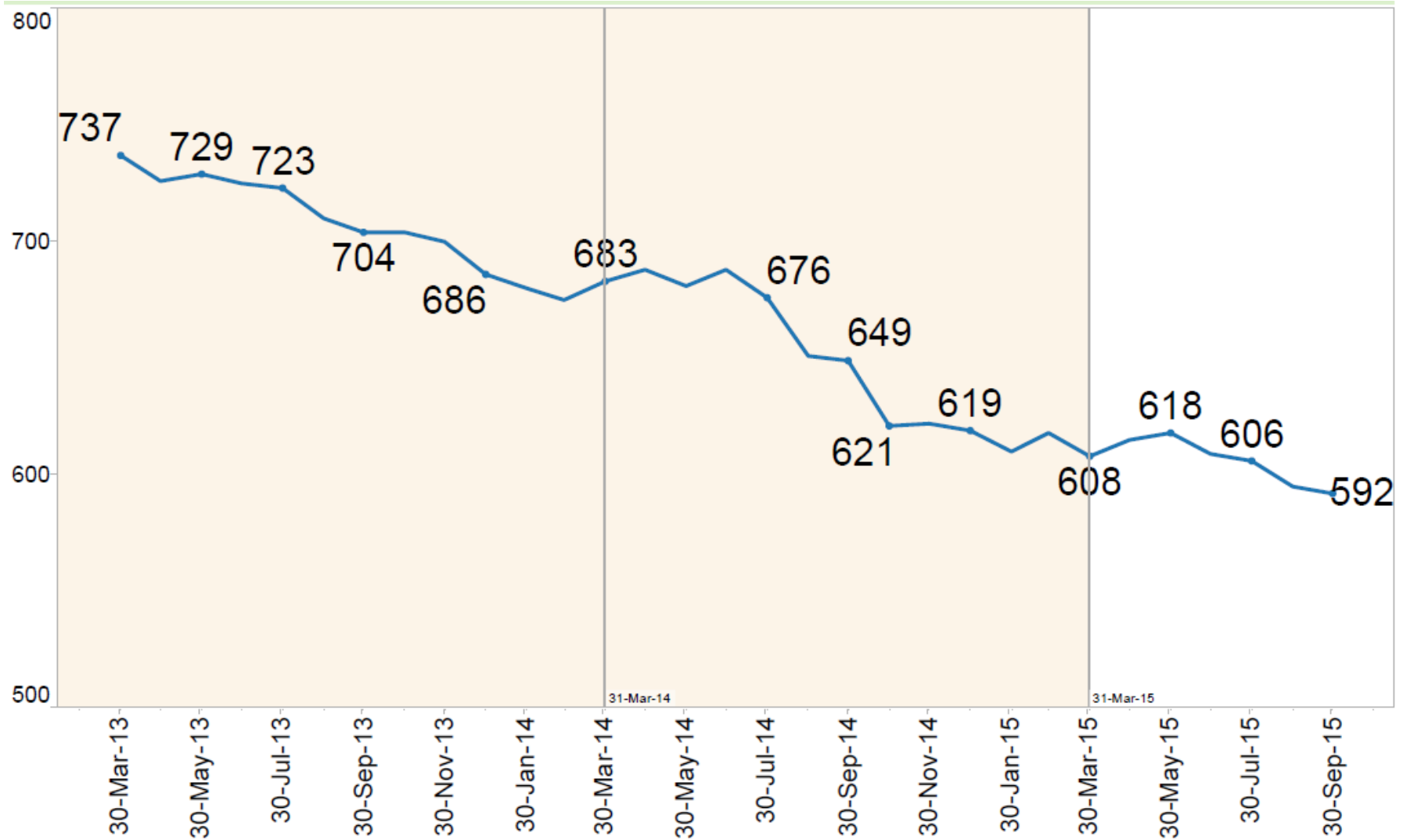
# Our Data

- Data, outcomes, performance indicators, quality assurance and continuous quality improvement are important accountability mechanisms that are evolving in child welfare and at Durham CAS



# Admission Prevention (2014/2015)

# Children in Care

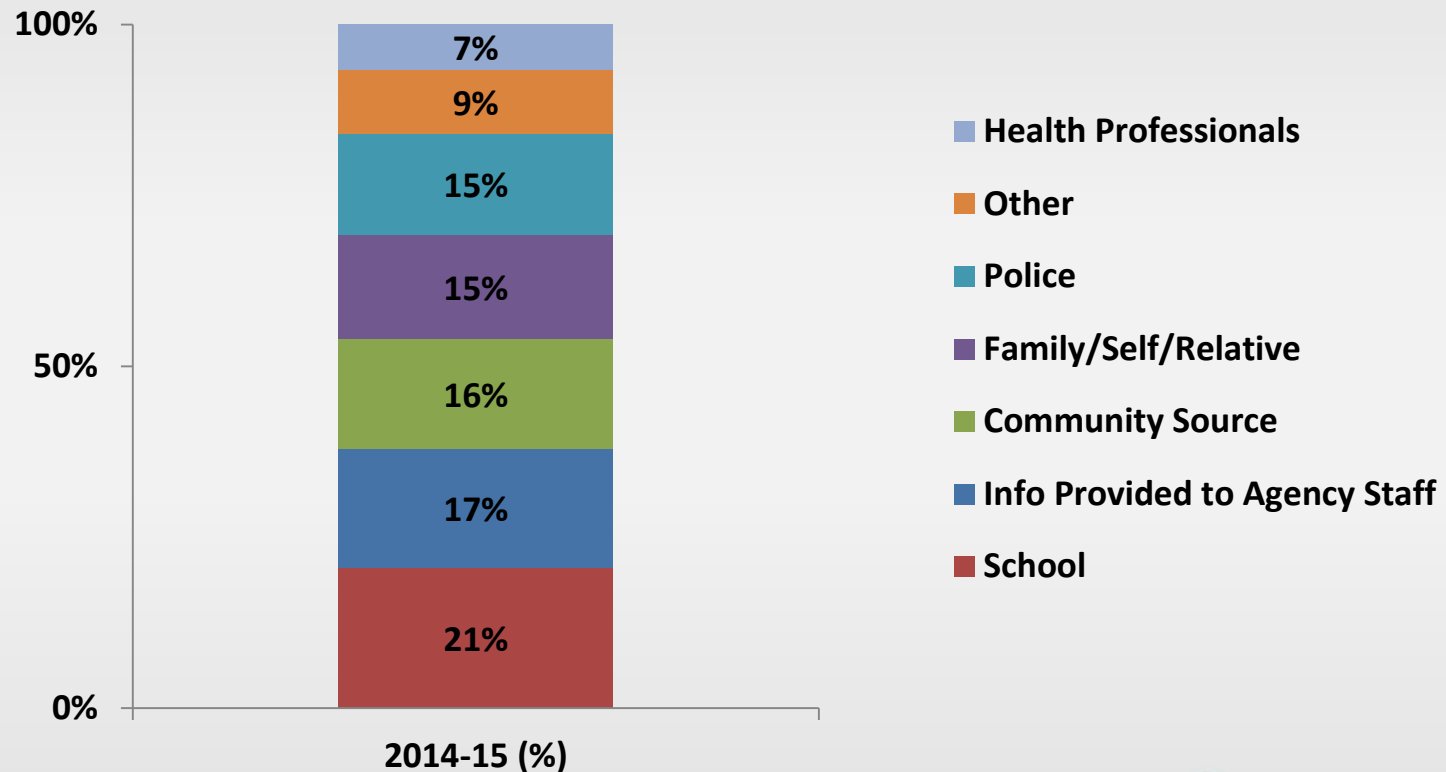


# Children in Care by Resource Type



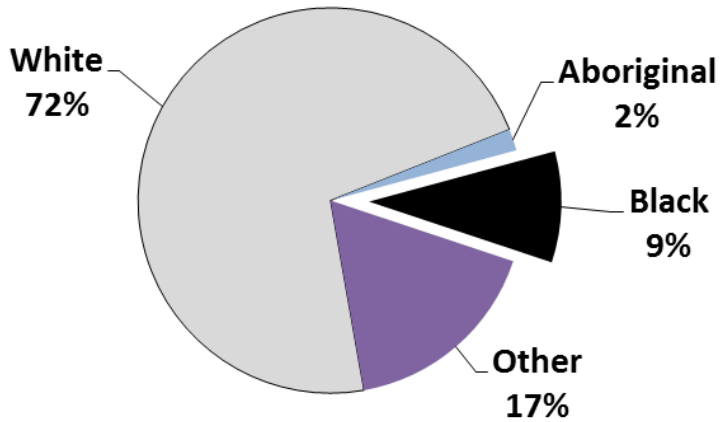


# Protection Referral Sources



# Comparison of Race Data (Ages 0-19)

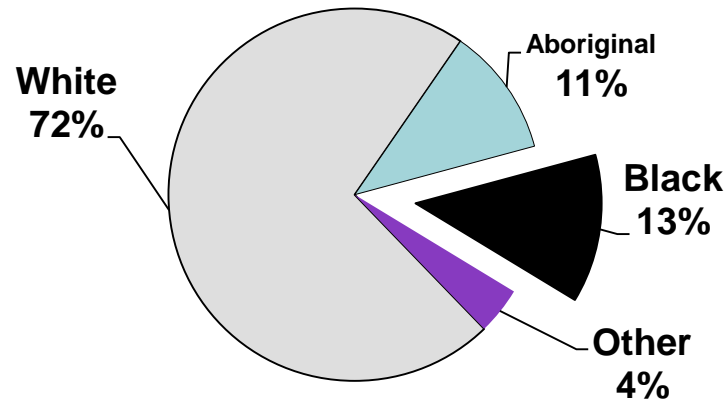
**Durham Region (2011)**



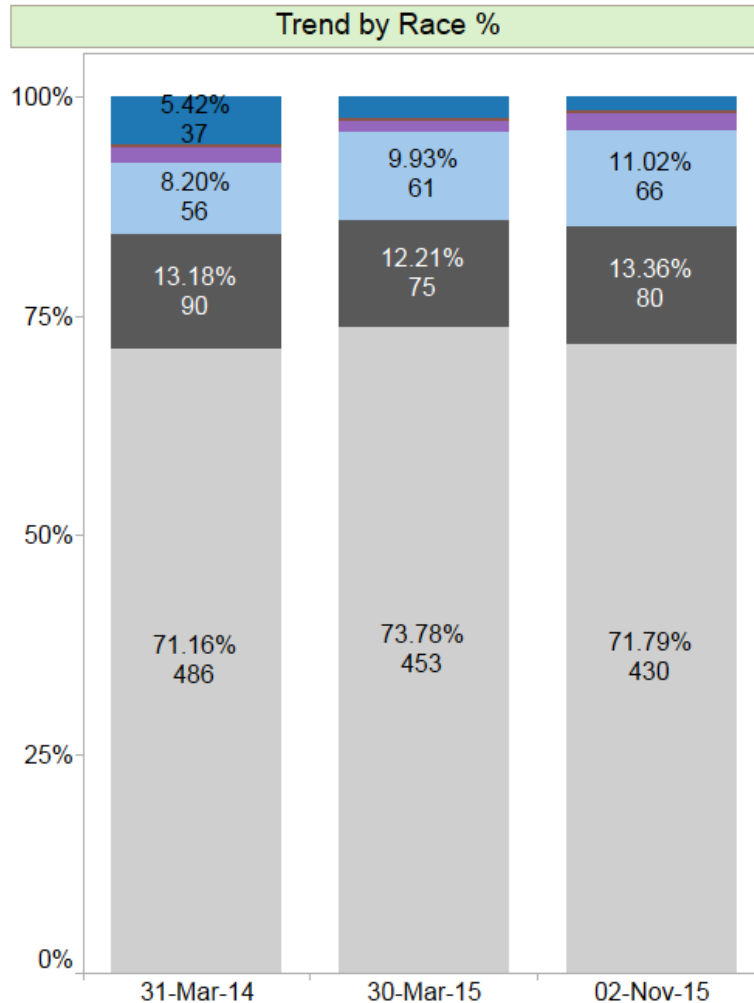
Based on 2011  
Census Data

Next Census  
is not until  
2016

**DCAS (Oct 2015)**



# Children in Care by Race



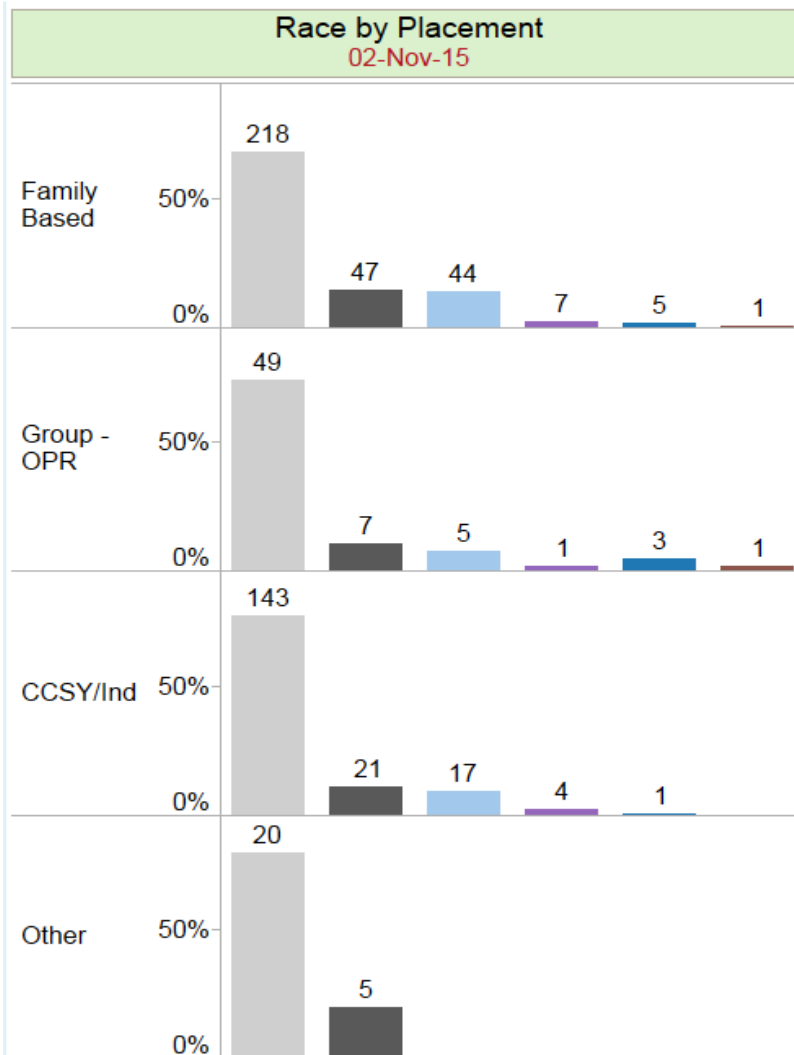
13% Black

## Race (group)

- Null, Other, Unknown
- Other Mix
- Asian/Asian Mix
- Aboriginal/Native Mix
- Black/Black Mix
- White

# Children in Care by Placement

(n=599)

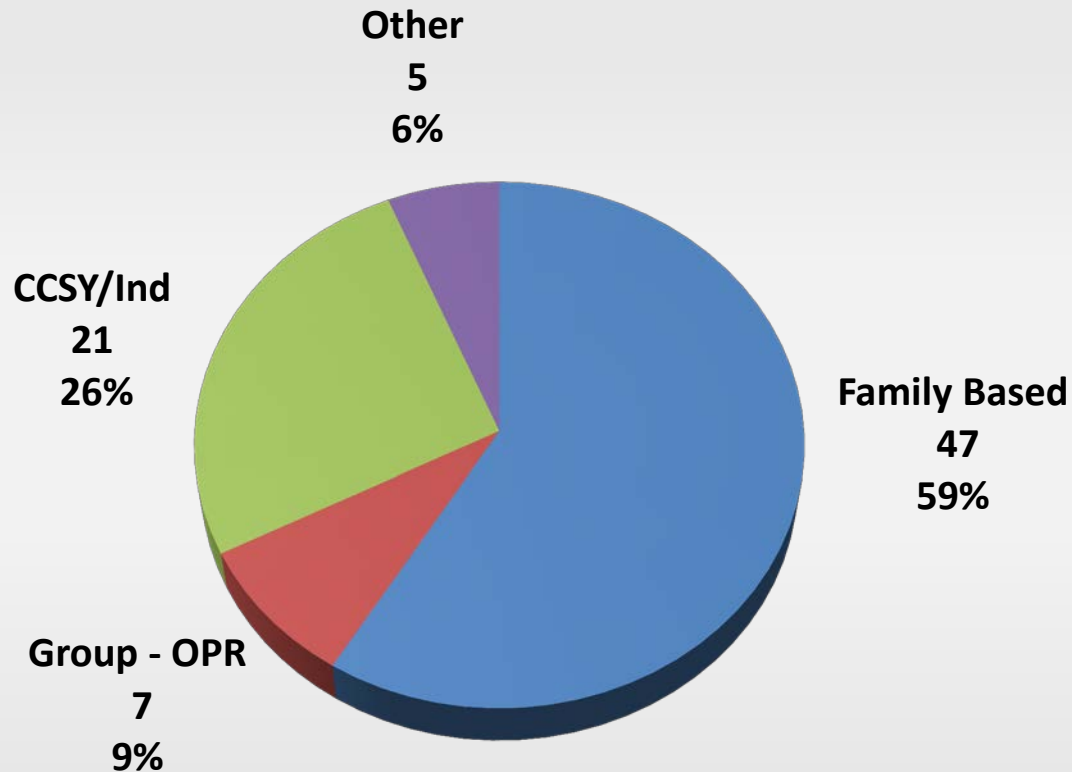


**Race (group)**

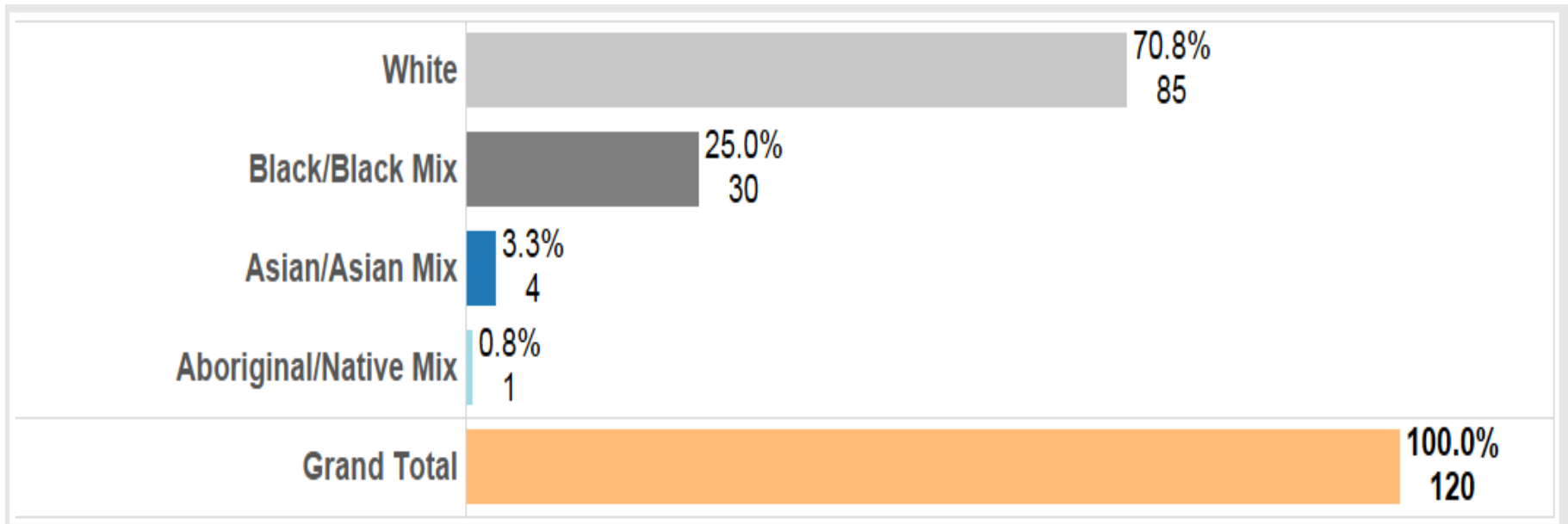
- Null, Other, Unknown
- Other Mix
- Asian/Asian Mix
- Aboriginal/Native Mix
- Black/Black Mix
- White

# Black Children by Placement Type

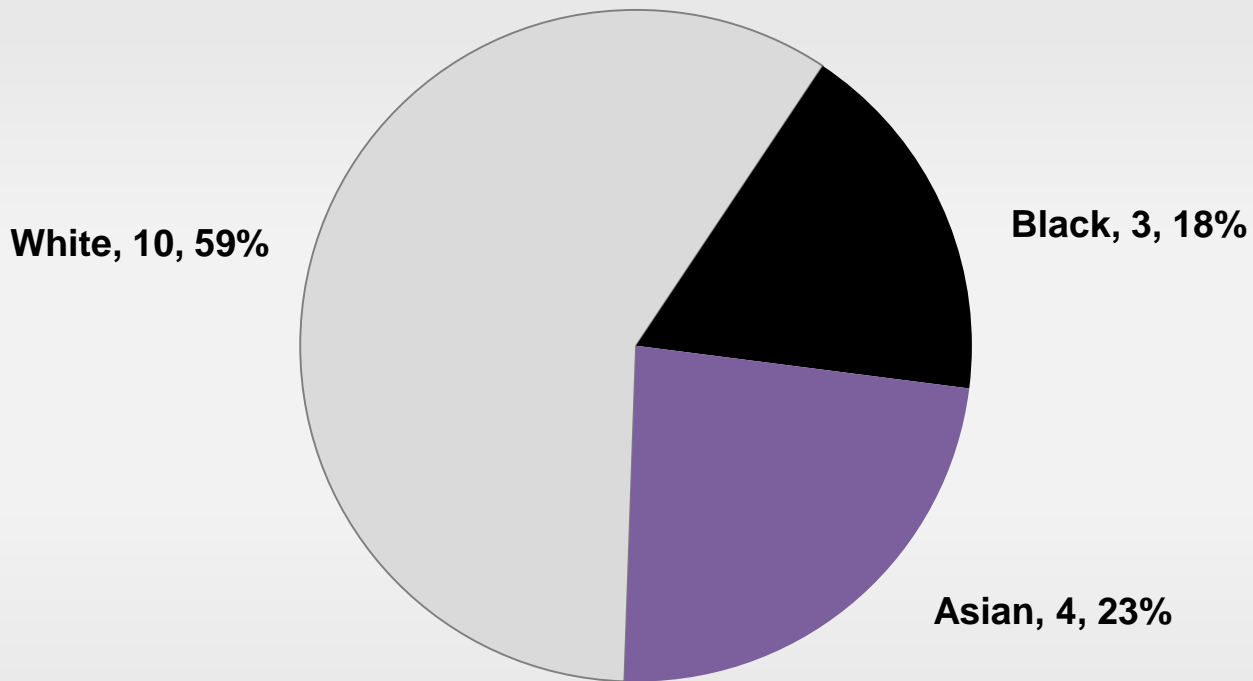
(n=80)



# DCAS Foster Care Resources by Primary Caregiver Race



# DCAS Board Profile (2015)



# Data to be developed

- ✿ % of Black Families receiving protection services
- ✿ Length of stay in care for Black children and youth
- ✿ Staff racial census
- ✿ Other





Thank you